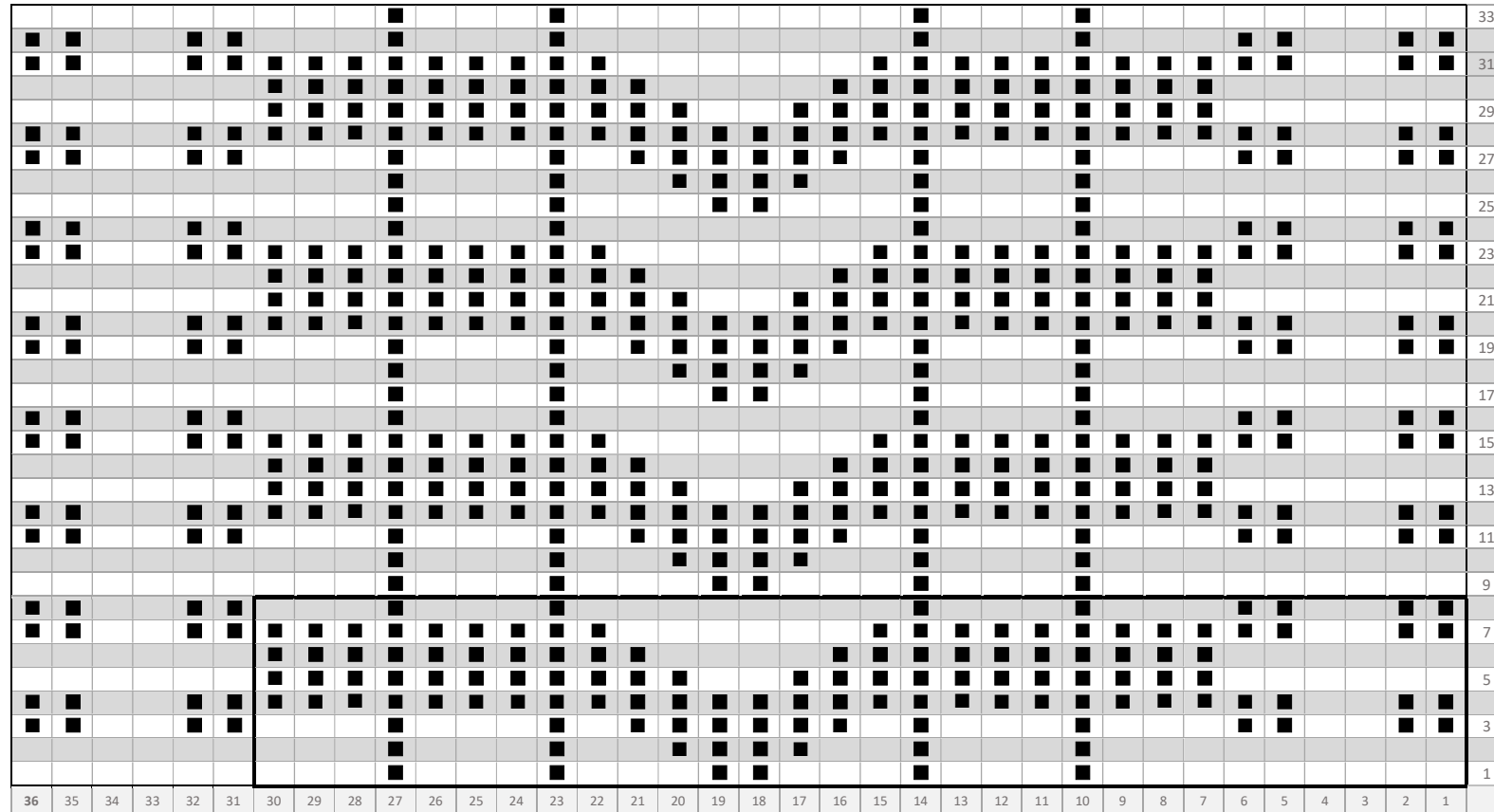



GP67 Buster Long's chevrons and Betty Martin gansey

■ = purl stitch on the right side (knit stitch on the wrong side)

Photo no.: LY274.jpg (Tim Groves collection)





Martin Warren ([martin.warren@talktalk.net](mailto:martin.warren@talktalk.net)) and Val Smith



Attribution-NonCommercial  
CC BY-NCJ

Version 1.18 : 2.4.2023

Status: validated

This apparently simple design turned out to be especially tricky to chart. The first attempt at deciphering this pattern was made in March 2020. Even though you cannot see individual stitches this, the 18<sup>th</sup> version of the chart, comes with a high degree of confidence on account of the cross-checks, like the number of pattern repeats (up and down, and across); the calculations which tell us that it has the same number of rows in the yoke as another gansey owned by Buster Long; and from examining numerous test swatches valiantly knitted by Val. One problem was how to create the two blocks either side of the V-shape in the centre of the chevron. Adding columns of knit stitches to the raised ridge of purls on the chevron was not the answer, as knit stitches do not recede when in a row of purls; they sit on top. The answer appeared when I examined the reverse of a test swatch. Those ridges and furrows were reversed and the columns of knit stitches which looked so wrong on the top of the chevron on the right side now became purl stitches in the furrows (see columns 10, 14, 23 and 27 in the chart above). In a strongly directional light, like these photographs, the furrows are thrown into shadow and the purl stitches disappear. I realised that whilst you cannot see any of those purl stitches, their tensional effects create the subtle divisions across the ridges that form the blocks either side of the V-shaped chevrons.

There are exactly two Betty Martin repeats per chevron, which means the chevron ridges must be four rows high. There are 29 chevron repeats @ 8 rows per repeat = 232 rows. At 17 rpi that's 13.6 inches. But the top chevrons appear to be truncated, and there is a rig before the graft at the shoulder.  $(28 \times 8) + 10 = 234$  rounds, which is the same as his gansey GP27 crab pots and Betty Martin at 13.75 inches.

It was difficult to decide from the ambivalent fuzzy photograph exactly how the point of the chevrons was formed. To help me decide if there was a sharp point at the bottom with just one central column or a blunt point made by a pair of central columns, I overlaid two charts on the photograph at matching scales. The pointed version (version 15) was a better fit and one stitch narrower. This made the width of various elements somewhat awkward numbers like the repeat is 29 sts wide and the diagonal alignment is not an exact number of vertical repeats but that is what the photograph shows. Despite this, I have reconsidered and measured as carefully as I can. The Betty Martin is 12 mm wide at 500% zoom and the chevron is 48 mm, which is an exact ratio of 1:4 and a repeat of 30 stitches. This is so rational that I am going to plump for this version.

There is a hint of Scottish influence in this design in my opinion. Was it professionally knitted by a herring lassie or home knitted in Sheringham? Compare with GP23 David Cox's gansey.

### Does the pattern fit the man?

Betty Martin 9 panels front and back = 18 panels x 6 stitches = 108

Chevrons 8 panels front and back = 16 panels x 24 stitches = 384

Subtotal = 492

False seam stitches = 4

Total = 496 stitches around the body (making 124 ribs in the welt)

Tension @ 12 to the inch = 41.3 inch chest. Tension @ 11.5 to the inch = 43.1 inch chest.

Martin Warren ([martin.warren@talktalk.net](mailto:martin.warren@talktalk.net)) and Val Smith




Attribution-NonCommercial  
CC BY-NCJ

Version 1.18 : 2.4.2023

Status: validated

The yoke pattern goes almost all the way up to the top, with 29 chevron repeats and only a thin shoulder strap of a single rig either side of the graft. Arms start with a single rig, then one inch plain and another rig, then the yoke pattern is repeated (chevrons point back to the shoulder). The neck has a 2 3/8" (40 rounds) stand-up collar.



Martin Warren ([martin.warren@talktalk.net](mailto:martin.warren@talktalk.net)) and Val Smith



Attribution-NonCommercial  
CC BY-NCJ